



Yediot

Where Middos and Learning Are Linked Together

4th Grade Girls News

The fourth grade girls made signs in support of Israel and the IDF soldiers. They wanted to help Israel somehow, and they could all feel a sense of unity during this project. Am Yisrael Chai!



Luach

Friday, December 29
Candlelighting Time: 4:07PM

Shabbos, December 30
Shabbos Parshas Vayechi

Upcoming Events

Monday, January 1
No School - New Year's Day

Hot Lunch

Tuesday, Jan. 2: Mac and Cheese
Wednesday, Jan. 3: Chicken Fingers
Thursday, Jan. 4: Grilled Cheese
Friday, Jan. 5: Pizza


6th Grade Girls News

Check out what's going on in Kittah Vav. We have completed our first Perek in Parshas Behaaloscha. We were fortunate enough to be able to learn about Aharon HaKohen lighting the Menorah in the Mishkan while we were celebrating Chanukah! And celebrate we did ! Besides participating in all the festivities that were happening in school, we held a 6G Chanukah breakfast and enjoyed a Kahoot on the topic of Chanuka. We are excited to be completing Sefer Bereishis in Parsha and we are learning more and more in Yedios Klalios. We continue to progress in our 39 Melachos Scrapbook, at the same time, enhancing our Shemiras Shabbos .



1st Grade Boys News

Morah Rosen's Kittah Aleph doing station rotation.




1st Grade Boys News

Morah Caplan's class acting out this week's Parsha with our very own Yaakov, Menashe, and Efraim!





5th Grade Girls News

This week in Mrs. Schur's class we had a Bracha/Amein party. We created so many Malachim! Each time someone answers Amein to a Bracha, a Malach is created! We also had a Brachos Bee! In Mrs. Turoff's class we are learning the Aseres Hadibros. We have a "Pop Quiz" on them every day. In Mrs. Kalish's class we had a Spelling Bee! In Mrs. Spiliopoulous's class we are starting to work on our next project - paper tables. We had an amazing week!
By Shari Kohn and Kayla Lerman



Art News by Mrs. Bleichman

In Mrs. Bleichman's art classes, the students learned how to work together in groups to create art.



The Arie Crown Family would like to extend a Mazel Tov to:

BIRTHS:

*Mr. and Mrs. Moshe and Mazel Amster on the birth of a grandson born to Mr. and Mrs. Shmuel and Raquel Amster and a granddaughter born to Rabbi and Mrs. Ezra and Moriel Hamui.

*Mr. and Mrs. Eli and Rivkie Sharfman on the birth of a daughter. Mazel Tov to the grandparents, Rabbi and Mrs. Label and Debbie Sharfman and Mr. and Mrs. Norman and Judy Litz.

*Mr. and Mrs. Aaron and Anita Altman on the birth of a son. Mazel Tov to the grandparents, Mr. and Mrs. Abe and Sharon Altman and Mrs. Dianne Ninio.

ENGAGEMENTS/MARRIAGES:

*Executive Board Member, Mr. and Mrs. David and Rochie Porush and Mr. and Mrs. Hal and Rachel Garfinkel on the upcoming wedding of their children, Tari (class of '17) and Ephraim (class of '15). Mazel Tov to the grandparents, Rabbi and Mrs. Israel and Esther Porush, Dr. Yudi and Phyllis Garden, and Mrs. Bobbi Garfinkel. Mazel Tov to the great-grandmother, Mrs. Ibi Weiss.

Community Announcements

*Join Camp Maayan at our Open House & Reunion PAINT NIGHT!!! Meet Staff, connect with friends, learn about our camp, get cool swag and HAVE A BLAST!!!! Motzei Shabbos, December 30th, 8-10 PM at the WiFi Building, 8170 McCormick Blvd. RSVP to office@mmwcamps.com. Can't wait to see you there!!

*Join Morasha for a community-wide Hilula for the Baba Sali on Motzei Shabbat, January 13th 2024. Listen to inspiring jaw-dropping stories about the life & legacy of the Baba Sali, and enjoy a unique event featuring a rich taste of Sephardic culture through its unique menu, Middle eastern band and New Sephardic boys choir. Tickets can be purchased at mymorasha.org/hilula2024.

Need a blessing? Join the candlelighting auction and have a chance to light a candle & say a prayer on the Yahrtzeit of the Baba Sali. Join the auction at mymorasha.org/hilulaauction.



ידיעות קטנות Yediots K'taNots

PRE-NURSERY

NURSERY

KINDERGARTEN

Shoshana Safirstein
Early Childhood Director
ssafirstein@ariecrown.org



The Olive Room is so excited to have started our Shabbos Unit! This week is all about Kiddush! We started the week by learning about where grape juice/wine comes from and how it is made. We then used this information to explore making our own grape juice by crushing the grapes with wooden blocks and collecting all the juice! We also enjoyed yummy grapes for snack. Using their fine motor skills, the Yeladim used little gems to decorate their own Kiddush cups for their Shabbos play unit. We also made a special grape juice/wine bottle necklace using shrinky dinks and sharpies! The Yeladim are so excited to continue our Shabbos unit and learn all about Challah next week iy"H!




This week the Nursery Stay And Play learned all about "Sharing". We read the book 'The Rainbow Fish' by Marcus Phister, to illustrate the lesson of "Sharing". We made an art project of a fish with scales and added one shiny scale. We also made an edible fish using rice cakes and pretzels. The Yeladim made rainbow bracelets which they lovingly created and then shared and exchanged them with each other!! We also discussed soft words and scratchy, hard words that we use when communicating with each other. To illustrate this we worked on a classroom collage of soft and scratchy items (cotton balls, sand paper, foam etc.) What a fun lesson!!




This week in Parsha, the Kindergarten Yeladim learned that Yaakov switched his hands when giving the Bracha of "HaMalach HaGoel" to Menashe and Ephraim. We did an engaging project to demonstrate this action of Yaakov. The class also practiced writing their names with both hands to show hand dominance. We learned that each of us has a hand that is "stronger" (dominant) than the other. For most people it is their right hand. However, interestingly, there are numerous Yeladim in our class whose left hands are stronger. We made a chart to compare how many righties and lefties we have in K3.

The Kindergarten Yeladim were very excited to learn another Nekudah this week. The Kamatz was introduced and we used the hand motion from the letter "u" in Jolly Phonics to help remember its sound. We further reenforced this new sound by sounding out letters with the Kamatz on the Smartboard and white boards.



Additionally, we played a game where I called out the new winter words and the K-kids had to go to each of the items identified by those words. For example, when מעיל was called the Yeladim had to stand by their coats. A good time was had by all.

The Kindergarteners are learning vowel pairs! When two vowels go walking, the first one does the talking! One of our 'oa' words was float. Connecting phonics to science, we took a look at the concept of density and why some things sink and others float. We collected classroom objects, and the children predicted what would happen for each. Next, we tried each item out to see what would happen! The Kindergarteners played math games using cards that had numbers and another set that had ten frames (graphic tool). First, the children were each given one card and had to find the other child with the same valued card. Next, they lined them all in order! Write the Room for the sound 'ie'! In this Write The Room activity, the children searched the classroom for the words that match each of the 'ie' pictures on their page and wrote them next to each picture!



HAVE A GOOD SHABBOS!